

# Management of experimental health products in hospital pharmacies: a national survey

E. Delavoipière(1), C. Bouglé(2), M. Daouphars(3), N. Donnadiou(4), L. Bernard(5), R. Morello(1), J. Montreuil(1), F. Divanon(6), A. Alix (1)

(1) Centre Hospitalier Universitaire (CHU) de Caen Normandie – Caen – France, (2) Observatoire du Médicament, des Dispositifs médicaux et de l'Innovation Thérapeutique de Normandie – Caen – France, (3) Centre de Lutte contre le Cancer (CLCC) Henri Becquerel – Rouen – France, (4) CHU de Rouen Normandie – Rouen – France, (5) CHU de Clermont-Ferrand – Clermont-Ferrand – France, (6) CLCC François Baclesse – Caen – France

## Background and importance

- ▶ **Management of investigational health products (IHPs)** = major part of conducting **clinical trials (CTs)**
- ▶ **Specific risks** all along the circuit, with data integrity and patient safety issues
- ▶ But **few standardised tools** available and no national inventory has been conducted in hospital pharmacies

## Aim and objectives

- ▶ Make an **inventory** of the current situation in **French hospital pharmacies** → prioritise risk reduction **standardised tools** to develop

## Materials and methods

### Regional working group:

- ▶ 4 clinical research pharmacists
- ▶ 1 pharmacist of the regional drug observatory
- ▶ 1 pharmacy resident



76 questions

- ▶ Quality approach
- ▶ Proposal of new tools



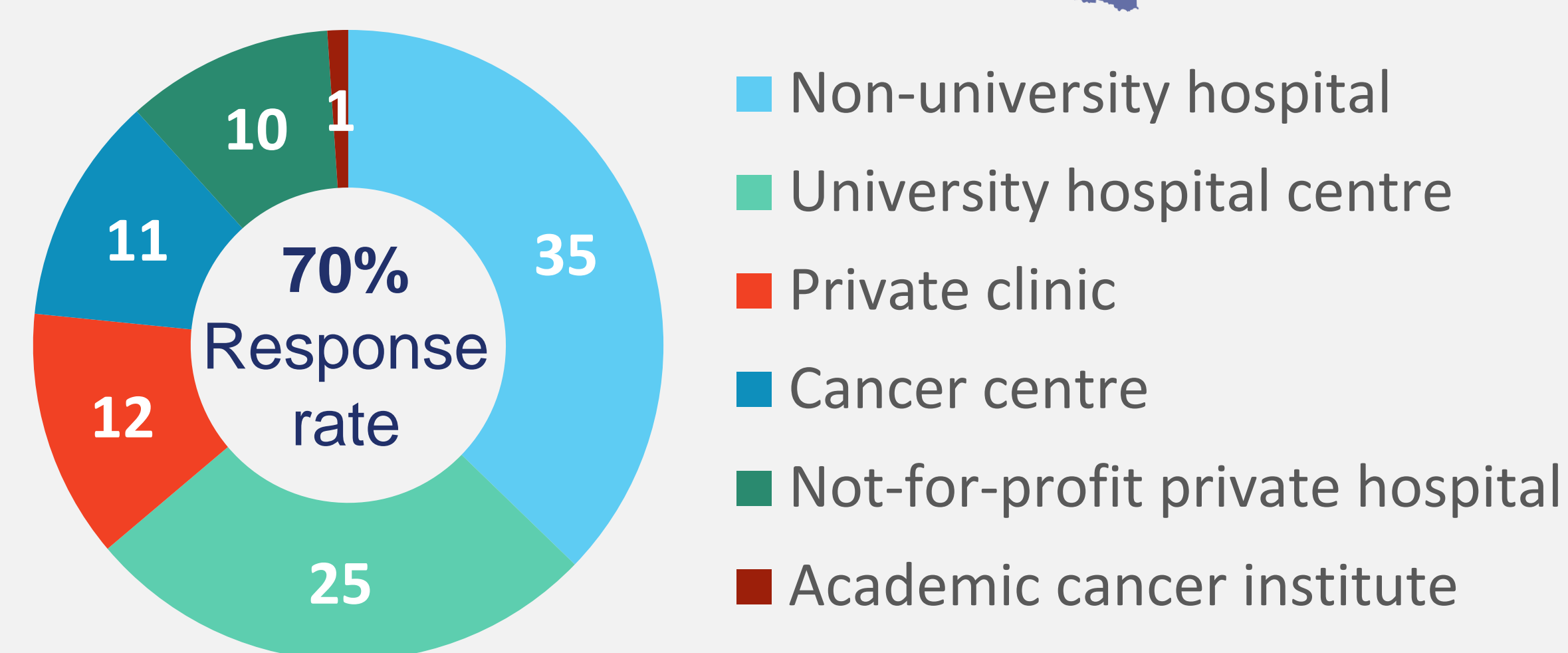
### Dissemination

- ▶ Online anonymous survey
- ▶ Emailed to clinical research pharmacists in health facilities
- ▶ Activated from 11 December 2019 to 31 January 2020

## Results

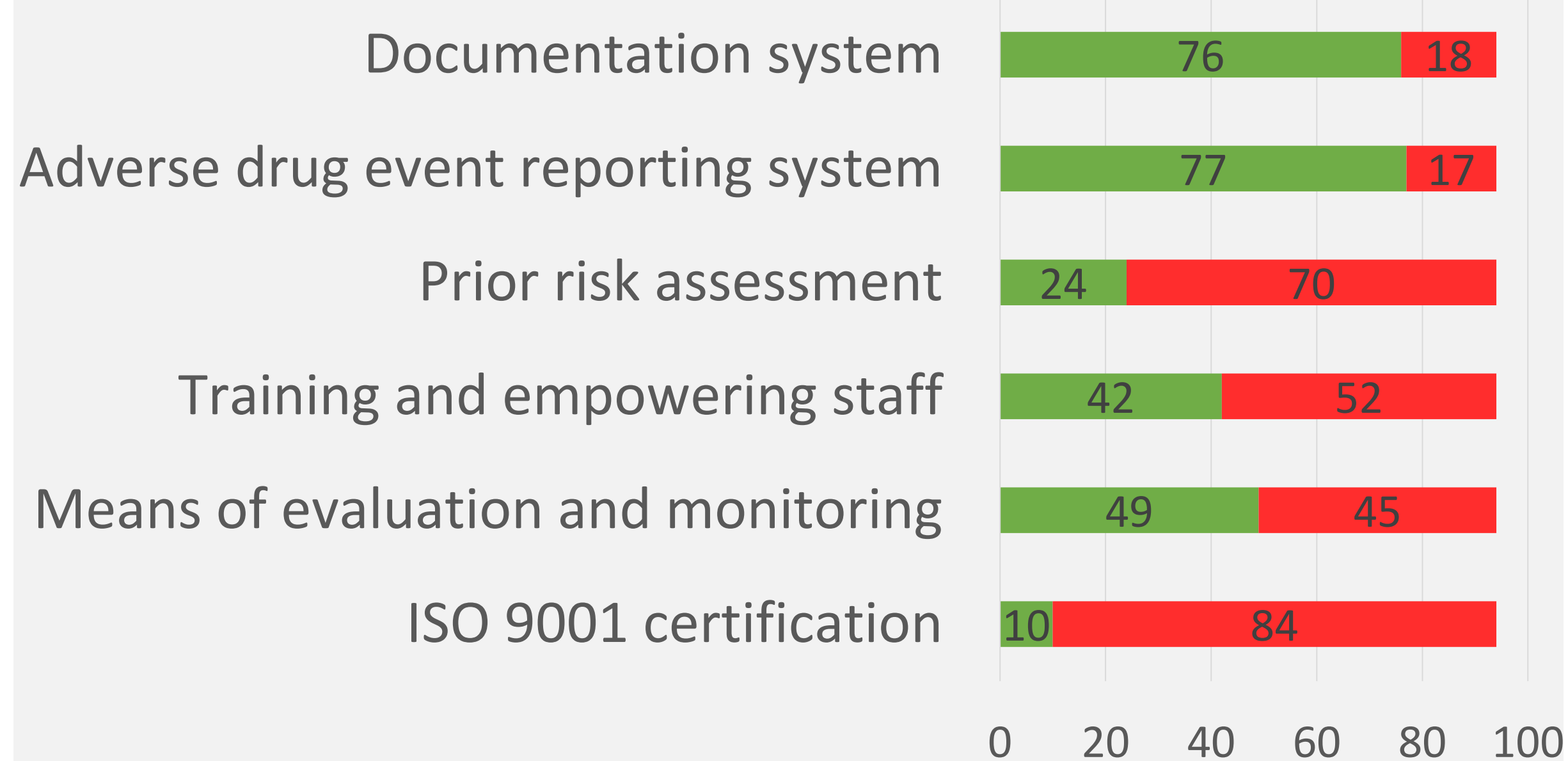
94 participating pharmacists

12 regions



### Features of quality approach

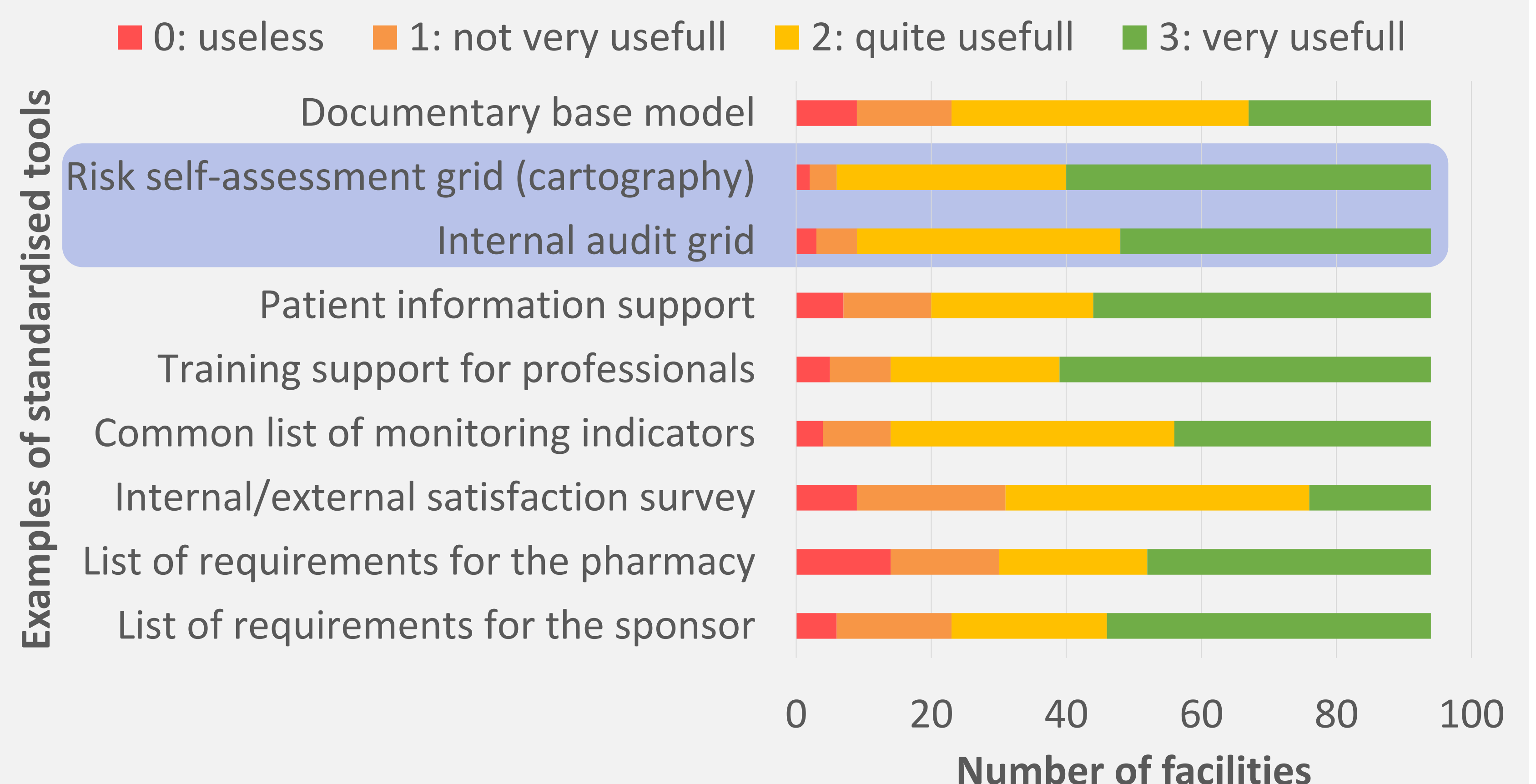
Yes No



Overall results of the 94 participating hospital pharmacies on the components investigated by the survey

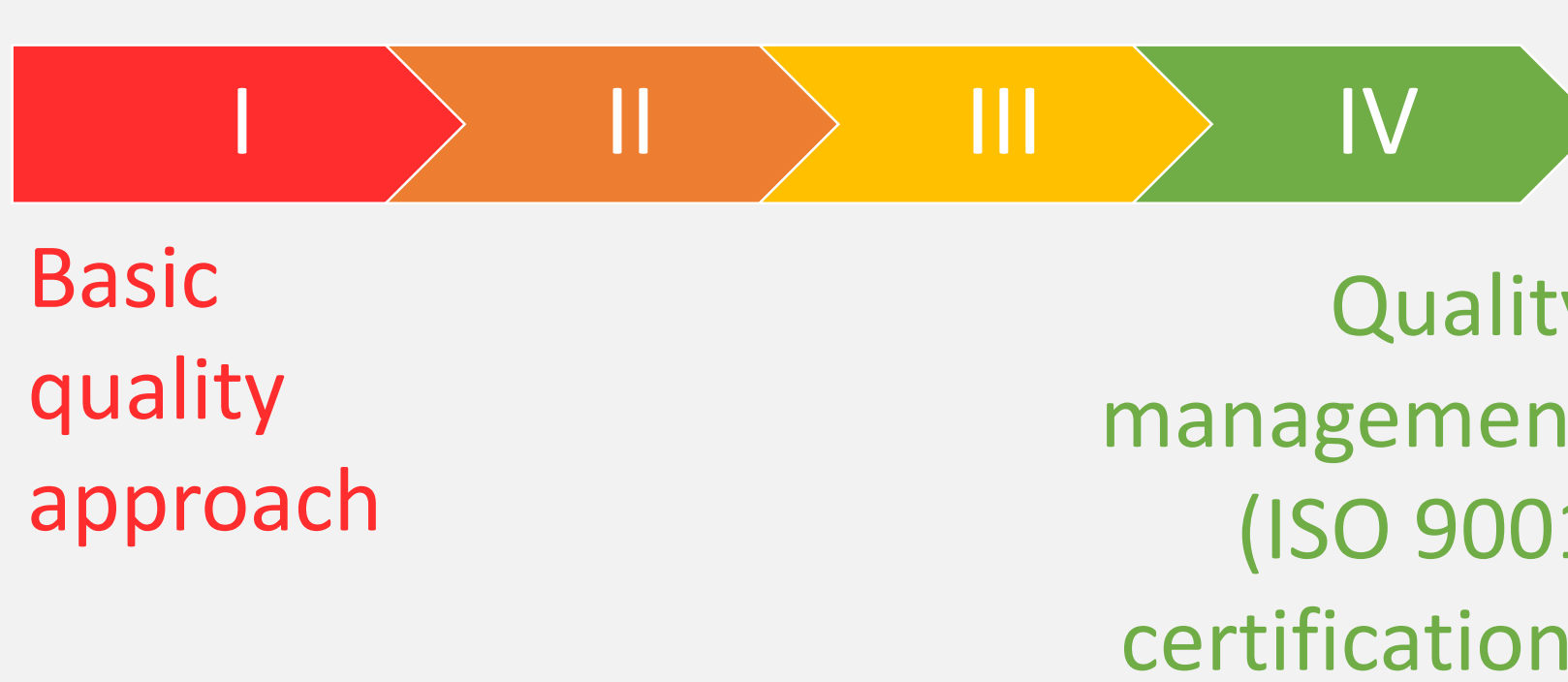
### Tools: expectations and needs

88/94 pharmacists interested



Distribution of the utility scores attributed by the 94 pharmacists to each standardised tool proposed

### Overall score of quality approach



- ▶ **Score II** is the **most frequent** (38/94)
- ▶ The score:
  - ▶ depends on the **type of health facility** ( $p < 0,0005$ )
  - ▶ increases with the **number of active CTs** ( $p < 0,0005$ )

## Conclusion and relevance

- ▶ All types of facilities conducting CTs represented + response rate → **overall interest** in this topic of **IHPs' management**
- ▶ **Quality approach = heterogeneous** in hospital pharmacies, more implemented in the university hospital centres and cancer centres, with a high **activity level**
- ▶ Needs identified → **2 tools prioritised** : **self-assessment and traceability audit grids**, soon to be validated and disseminated
- ▶ Such tools will help to **upgrade practices** in hospital pharmacies by identifying the specific risks and improving the IHPs' circuit